



MF/HF MARINE TRANSCEIVER

IC-M802

**The latest ICOM
Digital Signal Processor
technology with
a compact remote head**

Standard 4 × 8 remote controller

The IC-M802 offers an industry-standard 4-inch tall (10.16 cm) remote controller. When set up with the IC-M502 VHF radio, Icom offers you a complete communications station.

Large LCD with dot matrix characters

You can easily read the alphanumeric name of any of the 1355 ITU channels at a glance with the large LCD display. Nighttime operation is no problem with 10 levels (plus OFF) adjustable backlit display and keypad.

Easy to use in all conditions

The IC-M802 offers two large dials – bank and channel – for easy channel selection. Up to 16 banks of 20 (max.) each for user channels, and 17 banks for ITU channels are available.

Built-in digital selective calling

For added safety at sea, the IC-M802 offers the latest in one-touch DSC emergency communications technology. (ITU Class E standard.) The emergency button is covered by a red, spring loaded hatch to avoid accidental DSC activation.

Digital signal processor advantage

The speech compressor, utilizing DSP, increases average talk power. Flexible filter settings provide for narrow band signals like E-mail, SITOR, FSK and other operation without an optional filter.

150W (PEP) of powerful output

150 Watts of power offers superior worldwide communications. A one piece, die cast aluminum chassis and a large cooling fan allow continuous transmission at full output power – very important for data communications, like e-mail.

One-touch e-mail access

An SSB first! The IC-M802 can be set to memorize your HF e-mail access frequency, mode and bandwidth settings. At sea e-mail has never been easier.

* Please consult with an HF e-mail provider for details.

Automatic antenna tuner, AT-140

An optional automatic antenna tuner, AT-140, easily connects to the IC-M802. When the tuner cannot tune the antenna, the IC-M802 bypasses the tuner and displays a warning indicator on the LCD.

Other features

- Wide band receive coverage (0.5 – 29.9999MHz)
- VFO mode is available (depending on version)
- Remote control mic allows you to select channels directly
- Accessory RS-232C port allows connection of modem, etc.
- GPS input, NMEA 0183 version 2.0 or later
- A headphone jack in front of the controller

Icom Inc.



SPECIFICATIONS

GENERAL

- Frequency coverage (Unit : MHz):
 - Rx 0.5–29.9999 (continuous)
 - Tx 1.6– 2.9999, 4.0– 4.9999, 6.0– 6.9999, 8.0– 8.9999, 12.0–13.9999, 16.0–17.9999, 18.0–19.9999, 22.0–22.9999, 25.0–27.5000
- Type of emission : J3E (SSB), J2B (AFSK), F1B (FSK), A1A (CW), H3E (AM*) (*Rx only)
- Number of channels : 1355 (max.) (160 user programmable; 249 ITU SSB duplex; 72 ITU SSB simplex; 662 ITU FSK duplex; 160 e-mail; 21 ITU 4MHz simplex; 31 ITU 8MHz simplex)
- Antenna impedance : 50Ω (SO-239)
- Power supply requirement : 13.6V DC ±15%
- Max. current drain (at 13.6V DC):
 - Tx (Max. power) 30A (typ.)
 - Rx (Max. audio) 3.0A
- Operating temp. range : -30°C to +60°C; -22°F to +140°F
Guaranteed range : -20°C to +55°C; -4°F to +131°F
- Frequency stability : ±10Hz (at -20°C to +55°C)

- Dimensions (W×H×D; projections not included):
 - Main unit 240×94×238.4mm; 9¹/₁₆×3¹/₁₆×9³/₁₆ in
 - Controller 220×110×84.4mm; 8²/₃₂×4¹/₃₂×3³/₁₆ in
 - Speaker 110×110×84.4mm; 4¹/₃₂×4¹/₃₂×3³/₁₆ in
- Weight :
 - Main unit 4.7kg; 10.36lb
 - Controller 570g; 1.26lb
 - Speaker 370g; 0.81lb

TRANSMITTER

- Output power : 150, 60, 20W PEP (Selectable)
- Spurious emissions : -62dB
- Unwanted sideband : 55dB
- Carrier suppression : 40dB
- Microphone impedance : 600Ω

Supplied accessories:

- Separation cable, OPC-1106 (5m; 16.4ft)
- Hand microphone, HM-135
- Mounting bracket kits
- DC power cables
- External speaker, SP-24
- Microphone hanger
- ACC plugs
- Spare fuses

RECEIVER

- Sensitivity (at 10dB S/N) :

	J3E, A1A	J2B, F1B	H3E	DSC (J2B)
0.5– 1.5999MHz	6.3μV	–	32μV	0.5μV (at 1% error rate)
1.6– 1.7999MHz	0.89μV	0.89μV	6.3μV	
1.8– 3.9999MHz	–	–	3.2μV	
4.0–29.9999MHz	0.5μV	0.5μV	–	


- Spurious response rejection ratio: (1.6–29.9999MHz) More than 70dB
- Audio output power : 4.0W typical at 10% distortion (at 13.6V DC) with a 4Ω load
- Audio output impedance: 4–8Ω
- Clarity variable range : ±150Hz
- GPS interface : NMEA 0183 version 2.0 or later

All stated specifications are subject to change without notice or obligation.

OPTIONS

AT-140

HF AUTOMATIC ANTENNA TUNER



Matches the transceiver to a long wire antenna with little insertion loss. Cable connections are easy to install. AT-130 is also available.

MN-100 ANTENNA MATCHER



Match the transceiver to a dipole antenna. Covers all HF bands from 1.5 to 30MHz. Two 8m antenna wires come attached.

MN-100L ANTENNA MATCHER



Match the transceiver to a longwire antenna. Covers all HF bands from 1.5 to 30MHz. A 15m antenna wire comes attached.

PS-60 DC POWER SUPPLY



Provides 13.6V DC (30A) output from an AC outlet.

HM-135 HAND MICROPHONE



Water resistant, remote function mic. Same as supplied.

MB-75 FLUSH MOUNT KIT



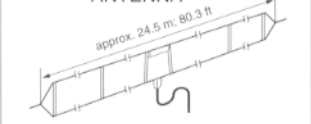
For mounting the controller or speaker to a panel.

SP-24 EXTERNAL SPEAKER



4×4-inch external speaker. Same as supplied. Input impedance: 4Ω. Max. input power: 7W.

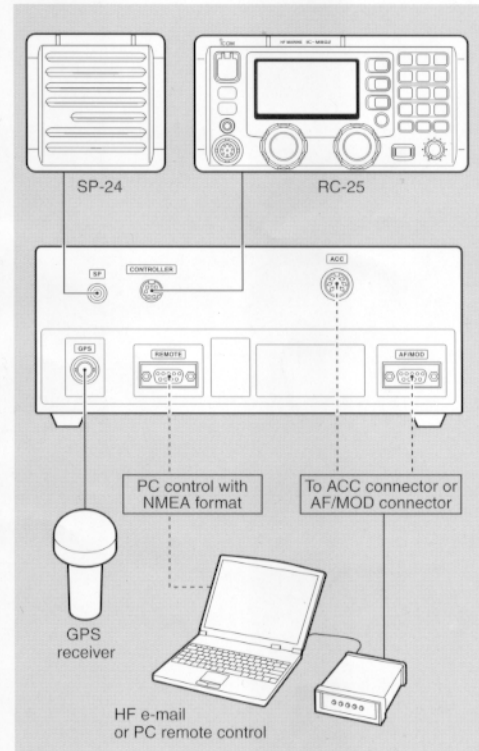
AH-710 FOLDED DIPOLE ANTENNA



Covers 1.9 to 30MHz band. Has an SO-239 connector and 30m coaxial cable. Easy to assemble (non-kink construction).

- RC-25 REMOTE CONTROLLER Remote controller head. Same as supplied.
- OPC-1106 SEPARATION CABLE 5m (16.4ft) separation cable between controller and main unit. Same as supplied.
- OPC-1147 SHIELD CONTROL CABLE 10m (32.8ft) shield cable to control AT-140.

SYSTEM OVERVIEW



Icom Inc.

1-1-32, Kamiminami, Hirano-ku, Osaka 547-0003, Japan Phone: 06 6793 5302 Fax: 06 6793 0013 URL: <http://www.icom.co.jp/world/index.html>

Count on us!

Icom America Inc.

<Corporate Headquarters>
2380 116th Avenue N.E., Bellevue, WA 98004, U.S.A.
Phone: (425) 454-8155 Fax: (425) 454-1509
URL : <http://www.icomamerica.com>
<Customer Service> Phone : (425) 454-7619

Icom Canada

Glenwood Centre #150-6165 Highway 17,
Delta, B.C., V4K 5B8, Canada
Phone: (604) 952-4266 Fax: (604) 952-0090
URL : <http://www.icomcanada.com>

Icom (Australia) Pty. Ltd.

A.B.N. 88 006 092 575
290-294 Albert Street, Brunswick, Victoria, 3056, Australia
Phone: 03 9387 0666 Fax: 03 9387 0022
URL : <http://www.icom.net.au>

Icom New Zealand

146A Harris Road, East Tamaki, Auckland, New Zealand
Phone: 09 274 4062 Fax: 09 274 4708
URL : <http://www.icom.co.nz>

Icom (Europe) GmbH

Communication Equipment
Himmelgeister Str. 100, D-40225 Düsseldorf, Germany
Phone: 0211 346047 Fax: 0211 333639
URL : <http://www.icomeurope.com>

Icom Spain S.L.

Crta. de Gracia a Manresa Km. 14,750
08190 Sant Cugat del Valles Barcelona, SPAIN
Phone: (93) 590 26 70 Fax: (93) 589 04 46
URL : <http://www.icomspain.com>

Icom (UK) Ltd.

Unit 9, Sea St., Herne Bay, Kent, CT6 8LD, U.K.
Phone: 01227 741741 Fax: 01227 741742
URL : <http://www.icomuk.co.uk>

Icom France S.a

Zac de la Plaine, Rue Brindejone des Moulinais
BP 5804, 31505 Toulouse Cedex, France
Phone: 561 36 03 03 Fax: 561 36 03 00
URL : <http://www.icom-france.com>

Asia Icom Inc.

6F No. 68, Sec. 1 Cheng-Teh Road,
Taipei, Taiwan, R.O.C.
Phone: (02) 2559 1899 Fax: (02) 2559 1874
URL : <http://www.asia-icom.com>

Beijing Icom Ltd.

1305, Wanshang Plaza, Shijingshan Road,
Beijing, China
Phone: (010) 6866 6337 Fax: (010) 6866 3553



Certificate Number Q14190

Icom Inc. (Japan), is an ISO9001 certification acquired company.

Your local distributor/dealer: